
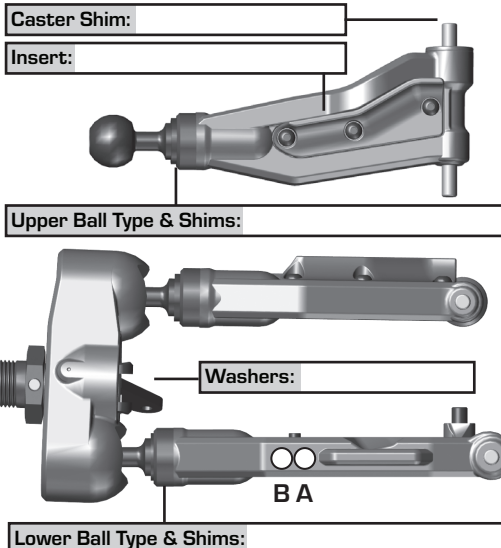


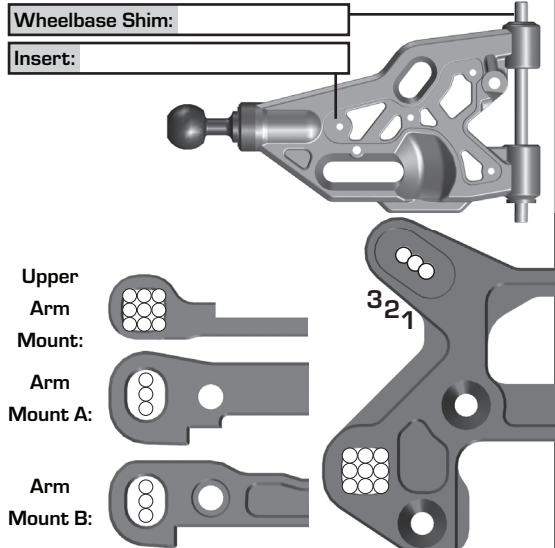
## Front Suspension:

Ride Height: \_\_\_\_\_  
 Toe: \_\_\_\_\_ Hex: \_\_\_\_\_  
 Anti-Roll Bar  
 Size: \_\_\_\_\_  
 Gap: \_\_\_\_\_  
 Ackerman   1  2  3  
 KPI: 8° KPI:  16° KPI:   
 Steering Arm Plate:  
 Drive Shaft: CVAs:  Universals:   
 Upper Arm Material:  
 Lower Arm Material:  
 Notes: \_\_\_\_\_

Caster Shim: \_\_\_\_\_  
 Insert: \_\_\_\_\_  
 Upper Ball Type & Shims: \_\_\_\_\_  
 Washers: \_\_\_\_\_  
 Lower Ball Type & Shims: \_\_\_\_\_



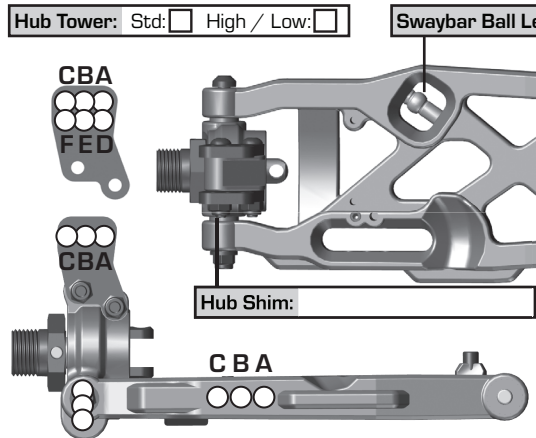
Wheelbase Shim: \_\_\_\_\_  
 Insert: \_\_\_\_\_  
 Upper Arm Mount: \_\_\_\_\_  
 Arm Mount A: \_\_\_\_\_  
 Arm Mount B: \_\_\_\_\_



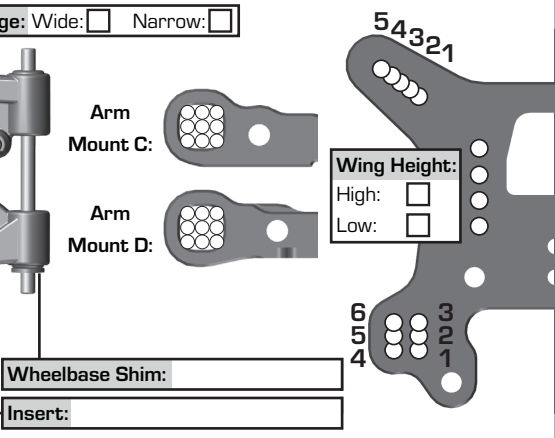
## Rear Suspension:

Ride Height: \_\_\_\_\_  
 Camber: \_\_\_\_\_ Hex: \_\_\_\_\_  
 Anti-Roll Bar  
 Size: \_\_\_\_\_  
 Gap: \_\_\_\_\_  
 Drive Shaft: CVAs:  Universals:   
 Chassis Brace  
 Pivot Type: \_\_\_\_\_  
 Insert Type: \_\_\_\_\_  
 Arm Material:  
 Notes: \_\_\_\_\_

Hub Tower: Std:  High / Low:   
 Swaybar Ball Leverage: Wide:  Narrow:   
 Hub Shim: \_\_\_\_\_  
 CBA



Arm Mount C: \_\_\_\_\_  
 Arm Mount D: \_\_\_\_\_  
 Wing Height: High:  Low:   
 Wheelbase Shim: \_\_\_\_\_  
 Insert: \_\_\_\_\_



## Electronics and Engine:

Radio: \_\_\_\_\_ Receiver: \_\_\_\_\_  
 Throttle Servo: \_\_\_\_\_ Speed: \_\_\_\_\_  
 Steering Servo: \_\_\_\_\_ Speed: \_\_\_\_\_  
 EPA: Throttle: \_\_\_\_\_ Brake: \_\_\_\_\_ Steering: \_\_\_\_\_  
 EXPO: Throttle: \_\_\_\_\_ Brake: \_\_\_\_\_ Steering: \_\_\_\_\_  
 Brake Bias: \_\_\_\_\_ D/R: \_\_\_\_\_  
 Receiver Battery:  
 Engine: \_\_\_\_\_ Temp: \_\_\_\_\_  
 Pipe: \_\_\_\_\_ Fuel: \_\_\_\_\_  
 Restrictor: \_\_\_\_\_ Glow Plug: \_\_\_\_\_  
 Chassis Layout: FWB  RWB   
 Notes: \_\_\_\_\_

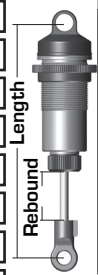
## Differential:

	Front	Center	Rear
Fluid:			
Gears:			
Mass:			
Notes:	_____		

Clutch and Gearing:  
 Spur Gear: \_\_\_\_\_ Bell: \_\_\_\_\_  
 Shoes: \_\_\_\_\_  
 Springs: \_\_\_\_\_  
 Notes: \_\_\_\_\_

## Shocks:

	Front	Rear
Piston:		
Fluid:		
Bladder:		
Rebound:		
Spring:		
Length:		
Eyelet:		
Notes:	_____	



## Track Info:

Size: \_\_\_\_\_  
 Surface: \_\_\_\_\_  
 Traction: \_\_\_\_\_  
 Moisture: \_\_\_\_\_  
 Condition: \_\_\_\_\_  
 Temperature: \_\_\_\_\_  
 Notes: \_\_\_\_\_

## Tires:

Front Tires: \_\_\_\_\_  
 Front Compound: \_\_\_\_\_  
 Front Insert: \_\_\_\_\_  
 Rear Tires: \_\_\_\_\_  
 Rear Compound: \_\_\_\_\_  
 Rear Insert: \_\_\_\_\_  
 Wheel (F/R): \_\_\_\_\_  
 Notes: \_\_\_\_\_

## Body, Weight:

Body: \_\_\_\_\_  
 Nose Cone: \_\_\_\_\_  
 Rear Wing: \_\_\_\_\_  
 Wing Angle: 0°  2°  4°   
 Wing Buttons: Flat  Fin   
 Vent Holes: \_\_\_\_\_  
 Total Weight: \_\_\_\_\_  
 Notes: \_\_\_\_\_

## Radio Tray Flex Assembly:

Transponder Mount:  None:   
 Radio Tray Brace:

## Vehicle Comments:

Notes: \_\_\_\_\_  
 \_\_\_\_\_  
 \_\_\_\_\_